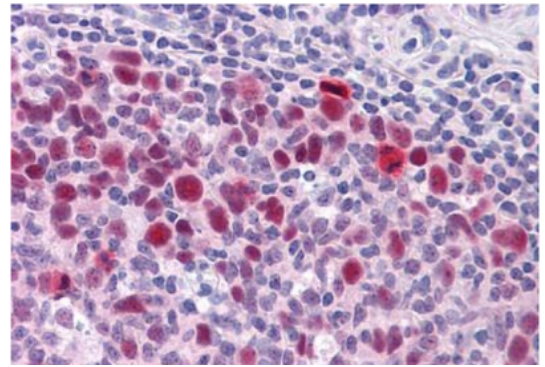


**AM20943PU-N****Monoclonal Antibody to SOX9 - Purified**

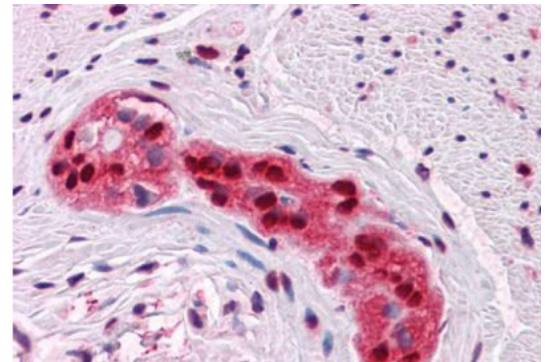
<b>Alternate names:</b>	CMD1, CMPD1, SRA1, SRY (sex determining region Y)-box 9, SRY-box 9, Transcription factor SOX-9
<b>Quantity:</b>	50 µg
<b>Concentration:</b>	1 mg/ml
<b>Background:</b>	SOX9 is a member of the family of SOX (Sry-type high mobility group box) genes that were first identified on the basis of region with high homology to that of Sry (Sex determining region Y). SOX9 is a transcription factor with a high mobility group DNA-binding domain that is expressed in all prechondrocytic and chondrocytic cells during embryonic development in a pattern that close parallels that of the gene for type II collagen. SOX9 is important in neural crest formation, and is involved in regulating subsequent epithelial-mesenchymal transition and migration.
<b>Uniprot ID:</b>	<a href="#">P48436</a>
<b>NCBI:</b>	<a href="#">NP_000337</a>
<b>GeneID:</b>	<a href="#">6662</a>
<b>Host / Isotype:</b>	Mouse / IgG2a
<b>Recommended Isotype Controls:</b>	AM03096PU-N
<b>Clone:</b>	3C10
<b>Immunogen:</b>	Recombinant protein, SOX9 (NP_000337, 400 a.a. ~ 510 a.a) partial recombinant protein with GST tag. MW of the GST tag alone is 26 KDa. <b>Genename:</b> SOX9
<b>Format:</b>	<b>State:</b> Liquid purified Ig fraction <b>Purification:</b> Protein A Chromatography <b>Buffer System:</b> PBS, pH 7.2
<b>Applications:</b>	<b>ELISA.</b> <b>Immunofluorescence:</b> 10 µg/ml. <b>Immunohistochemistry on Paraffin Sections:</b> 5 µg/ml. <b>Western Blot.</b> Other applications not tested. Optimal dilutions are dependent on conditions and should be determined by the user.
<b>Specificity:</b>	This antibody detects SRY (sex Determining Region Y)-box 9 (SOX9).
<b>Species Reactivity:</b>	<b>Tested:</b> Human.
<b>Storage:</b>	Store the antibody (in aliquots) at -20°C. Avoid repeated freezing and thawing. Shelf life: one year from despatch.

**Pictures:**

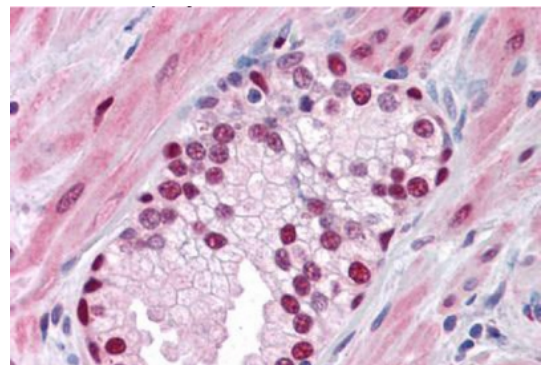
Formalin -Fixed, Paraffin-Embedded  
Human Tonsil stained with SOX9  
antibody Cat.-No AM20943PU-N



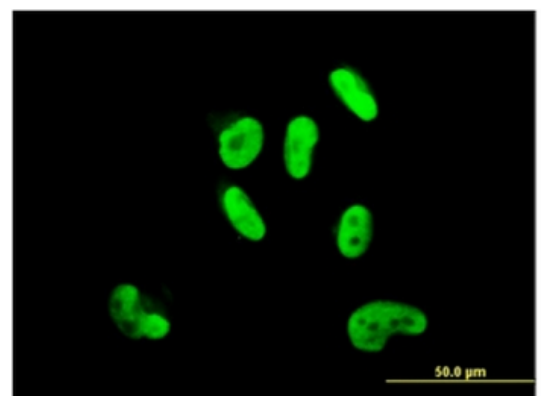
Formalin -Fixed, Paraffin-Embedded  
Human Colon, myenteric plexus stained  
with SOX9 antibody Cat.-No AM20943PU-  
N



Formalin -Fixed, Paraffin-Embedded  
Human Prostate stained with SOX9  
antibody Cat.-No AM20943PU-N



Immunofluorescence of SOX9 antibody  
on HepG2 cell at 10 µg/ml



Western Blot analysis of SOX9  
expression in HepG2 using SOX9  
antibody Cat.-No AM20943PU-N

